

This bulletin provides a breakdown of all trauma¹ attendances at Alder Hey Accident and Emergency (A&E) department between April 2008 and March 2009.

Figure 1 illustrates the number of trauma attendances by month of attendance. The peak month for trauma attendance was May (n=2203), with December (n=1129) accounting for the lowest number of trauma attendances.

Figure 1: Total number of trauma attendances by month, April 2008 to March 2009

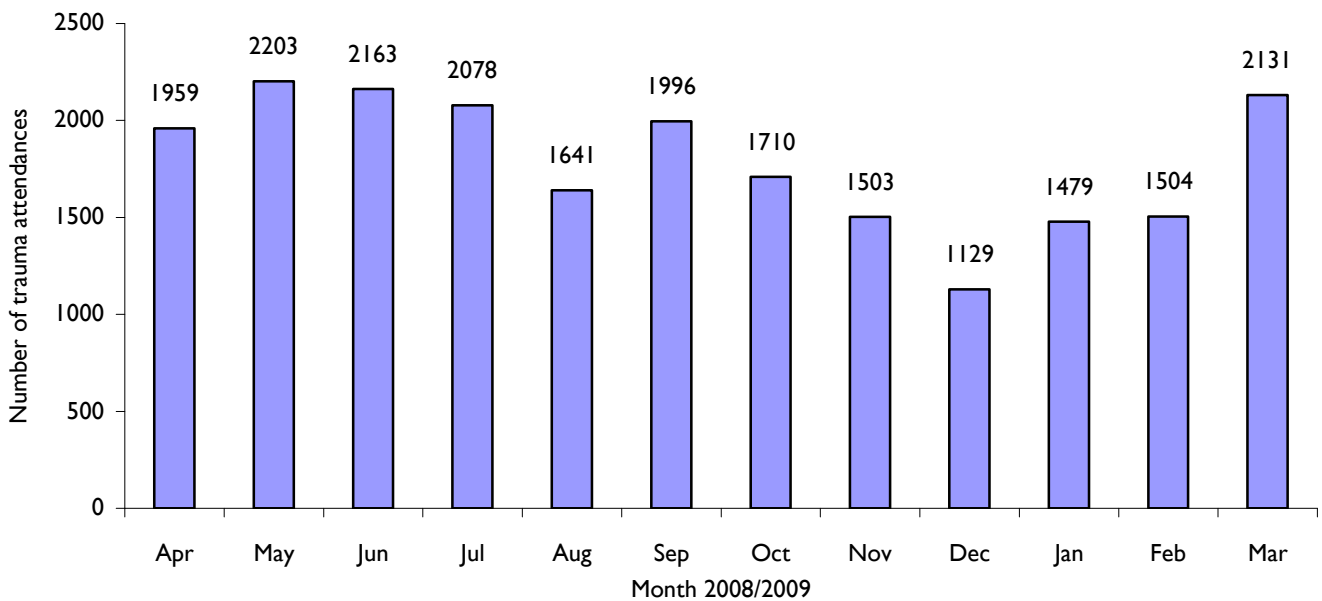
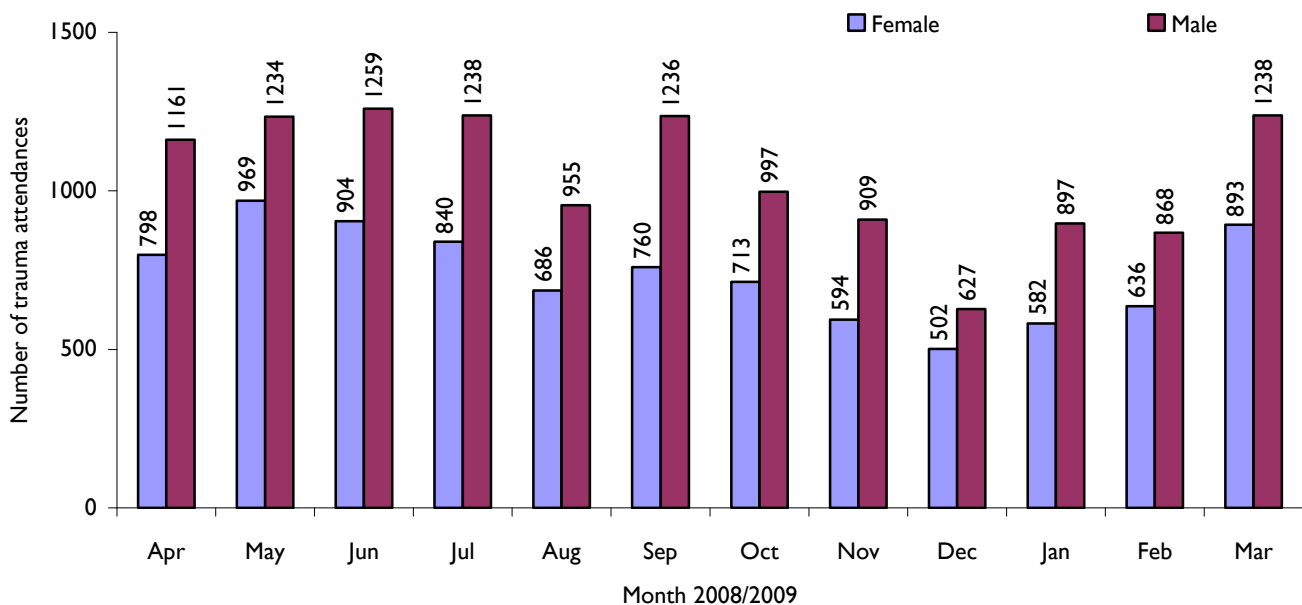


Figure 2 gives a breakdown of trauma attendances by gender. For each month there were more male trauma attendances than female presenting at Alder Hey A&E department.

Figure 2: Gender of trauma attendances by month, April 2008 to March 2009



¹ Trauma relates to all A&E attendances presenting as a result of an intentional or unintentional injury.

Figure 3 illustrates age group of trauma attendances. Patients aged 10 to 14 years were the largest group of trauma attendances at Alder Hey A&E department between April 2008 and March 2009.

Figure 3: Age group of trauma attendances by month, April 2008 to March 2009

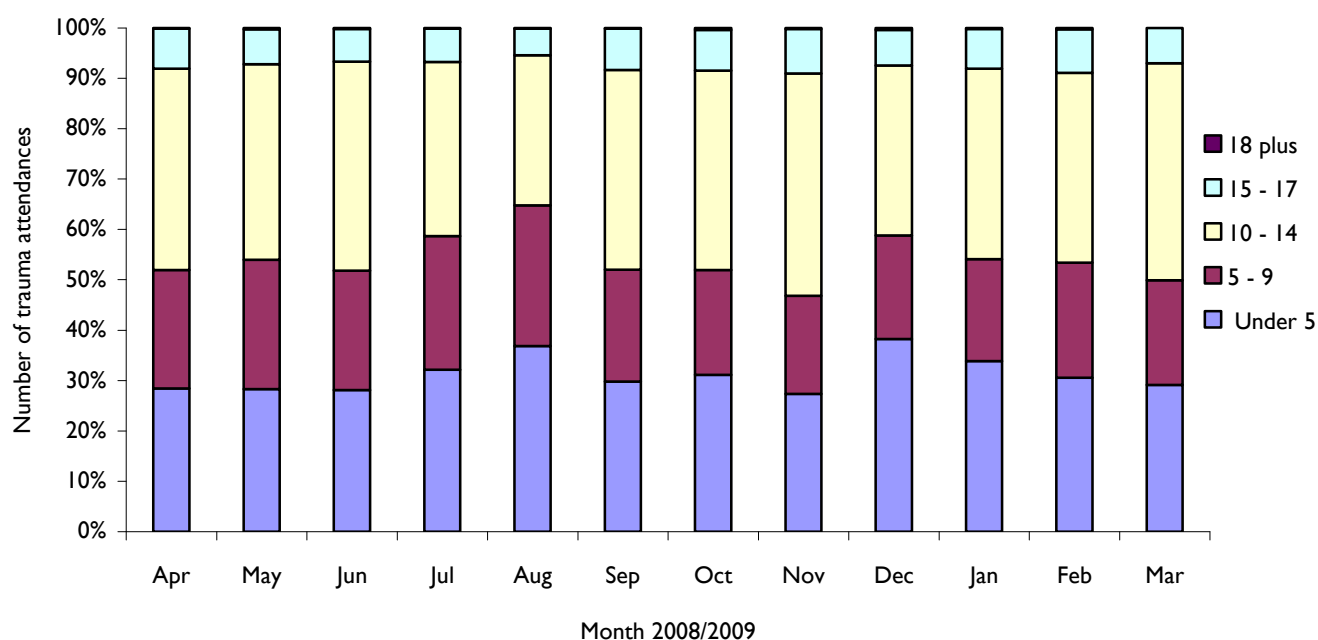


Table 1 details the injury group of trauma attendances. The majority (92%) of trauma attendances between April 2008 and March 2009 were recorded as Trauma – accidental. This can cover incidents such as a body injury or laceration.

Table 1: Trauma attendances by injury group, April 2008 to March 2009²

Injury group	Apr	May	Jun	Jul	Aug	Sep	Oct	Nov	Dec	Jan	Feb	Mar	Total	%
Trauma - accidental	1815	2035	2000	1916	1486	1830	1519	1375	1036	1370	1373	1981	19736	92
Trauma - RTA	48	38	45	22	39	38	44	32	28	19	36	38	427	2
Maxillary/facial	22	29	35	30	36	42	47	27	17	22	28	25	360	2
Trauma - assault	37	40	36	30	24	27	33	32	15	23	25	32	354	2
Bite/sting	16	27	20	44	25	27	22	12	8	16	11	17	245	1
Ingestion - accidental	15	26	14	24	21	18	32	13	15	15	13	26	232	1
Ingestion - deliberate	<10	<10	<15	<15	<10	<15	<15	<15	<10	<15	<20	<15	128	1
Trauma – self-inflicted	<5	<5	<5	<5	<5	<5	<5	<5	<5	<5	<5	<5	14	0
Total	1959	2203	2163	2078	1641	1996	1710	1503	1129	1479	1504	2131	21496	100

*RTA=Road traffic accident

² Please note that all numbers less than five have been suppressed in line with patient confidentiality and if there is only one number less than five in a category then two numbers will be suppressed at the next level (e.g. <10) in order to prevent back calculations from totals.

Table 2 illustrates the location where attendances that were recorded as Trauma - Accidental incidences occurred. The primary locations were in the home (40%), in a public place (18%) and in an education establishment (18%).

Table 2: Trauma - accidental attendances by location of incident, April 2008 to March 2009

Trauma accident location	Apr	May	Jun	Jul	Aug	Sep	Oct	Nov	Dec	Jan	Feb	Mar	Total	%
Home	591	646	743	802	675	722	623	572	552	653	593	741	7913	40
Public place	305	392	403	421	398	407	253	181	118	162	240	332	3612	18
Education establishment	378	339	352	260	14	309	313	360	192	319	270	472	3578	18
Other	232	290	191	181	183	115	132	89	93	113	107	134	1860	9
Sport	137	151	176	147	100	193	142	143	56	85	108	222	1660	8
Street	17	41	26	37	49	44	22	12	19	21	23	29	340	2
Unknown	131	128	66	<5	<5	<5	<5	<5	<5	<5	<5	<5	329	2
RTA	5	6	17	13	18	19	10	12	5	5	8	13	131	1
Playground	5	19	8	25	30	<5	8	<5	<5	<5	6	12	122	1
Indoors	<5	7	6	14	7	6	8	<5	<5	<5	7	11	74	0
Semi public party	<5	<5	<5	<5	<5	9	5	<5	<5	<5	<5	9	33	0
Bouncy castle	<5	5	7	9	<5	<5	<5	<5	<5	<5	<5	<5	31	0
Hospital	<5	<5	<5	<5	<5	<5	<5	<5	<5	<5	<5	<5	22	0
Leisure park	<5	<5	<5	<5	<5	<5	<5	<5	<5	<5	5	<5	16	0
Baby walker/bouncer	<5	<5	<5	<5	<5	<5	<5	<5	<5	<5	<5	<5	5	0
Beach	<5	<5	<5	<5	<5	<5	<5	<5	<5	<5	<5	<5	<5	0
Party at the Pier	<5	<5	<5	<5	<5	<5	<5	<5	<5	<5	<5	<5	<5	0
Alder Hey	<5	<5	<5	<5	<5	<5	<5	<5	<5	<5	<5	<5	<5	0
Work	<5	<5	<5	<5	<5	<5	<5	<5	<5	<5	<5	<5	<5	0
Total	1815	2035	2000	1916	1486	1830	1519	1375	1036	1370	1373	1981	19736	100

Table 3 illustrates the method of discharge of trauma attendances. Six in ten (60%) of all trauma attendances were discharged.

Table 3: Discharge method of trauma attendances by month, April 2008 to March 2009

Discharge method	Apr	May	Jun	Jul	Aug	Sep	Oct	Nov	Dec	Jan	Feb	Mar	Total	%
Home/discharged	1108	1159	1237	1233	916	1109	965	954	741	1035	1025	1422	12904	60
Fracture clinic - Alder Hey	269	355	319	245	214	219	194	146	100	155	141	224	2581	12
Re-dressing clinic	198	247	225	230	148	175	134	133	100	125	132	207	2054	10
General Practitioner	145	171	154	129	132	174	123	121	74	26	46	92	1387	6
A&E observation area	46	71	50	67	64	57	78	43	36	30	55	44	641	3
Central admissions	15	19	16	11	23	10	5	10	6	10	8	10	143	1
Admitted to orthopaedic	46	54	36	46	32	39	33	13	7	9	12	14	341	2
Admitted plastics	18	11	13	10	8	6	7	8	5	5	11	6	108	1
Other	24	17	17	21	26	25	29	16	18	19	13	27	252	1
Out patient other	14	15	11	18	9	22	24	9	6	11	7	19	165	1
Ear nose and throat - out patient department	8	9	9	5	<5	9	<5	8	6	5	7	9	82	0
Maxillary/facial	10	11	16	14	11	18	11	<5	<5	8	8	5	119	1
Community nurse, health visitor, district nurse, midwife	8	6	15	7	<5	11	5	5	6	9	14	10	100	0
Admitted surgical	<5	6	<5	6	<5	<5	<5	<5	<5	<5	<5	<5	37	0
Admitted	12	6	<5	<5	9	5	<5	<5	<5	<5	<5	<5	56	0
Ophthalmology	<5	5	<5	<5	<5	5	<5	<5	<5	<5	<5	<5	24	0
Admitted medical	<5	<5	5	6	<5	<5	5	<5	5	<5	<5	<5	41	0
Refer to other hospital	<5	5	<5	<5	<5	<5	7	<5	<5	<5	<5	<5	37	0
Medical follow-up	7	7	<5	<5	<5	6	5	<5	<5	<5	6	10	56	0
Dentist (Own)	<5	7	<5	<5	<5	7	5	10	<5	7	<5	5	57	0
Left before treatment	5	<5	<5	<5	<5	<5	<5	<5	<5	<5	<5	<5	32	0
Plastic surgery	10	13	12	12	<5	<5	<5	5	<5	5	<5	<5	68	0
Orthopaedic	<5	<5	<5	<5	<5	<5	<5	<5	<5	5	<5	<5	27	0
On medical advice	<5	<5	5	<5	19	91	55	<5	<5	<5	<5	<5	182	1
Surgical follow-up	<5	<5	<5	<5	<5	<5	<5	<5	<5	<5	<5	<5	<5	0
First fitters clinic A&E	<5	<5	<5	<5	<5	<5	<5	<5	<5	<5	<5	<5	<5	0
Total	1959	2203	2163	2078	1641	1996	1710	1503	1129	1479	1504	2131	21496	100

Published June 2009

Dan Hungerford (TIIG Analyst)

Centre for Public Health, Research Directorate, Liverpool John Moores University,
5th Floor, Kingsway House, Liverpool, L3 2AJ

Tel: 0151 231 8728 or Email: d.j.hungerford@ljmu.ac.uk

Website: www.tiig.info (please note data requests should be made through the website)